



Directions to Joullian's Village Tasting Room





From Carmel 
 Turn east on **Carmel Valley Road (G16)** from Hwy 1.
 Travel **11.6 miles** to Carmel Valley Village.
 Turn right just past **Chevron** station.
 Classical stone building located **on left**, 1/2 block south.

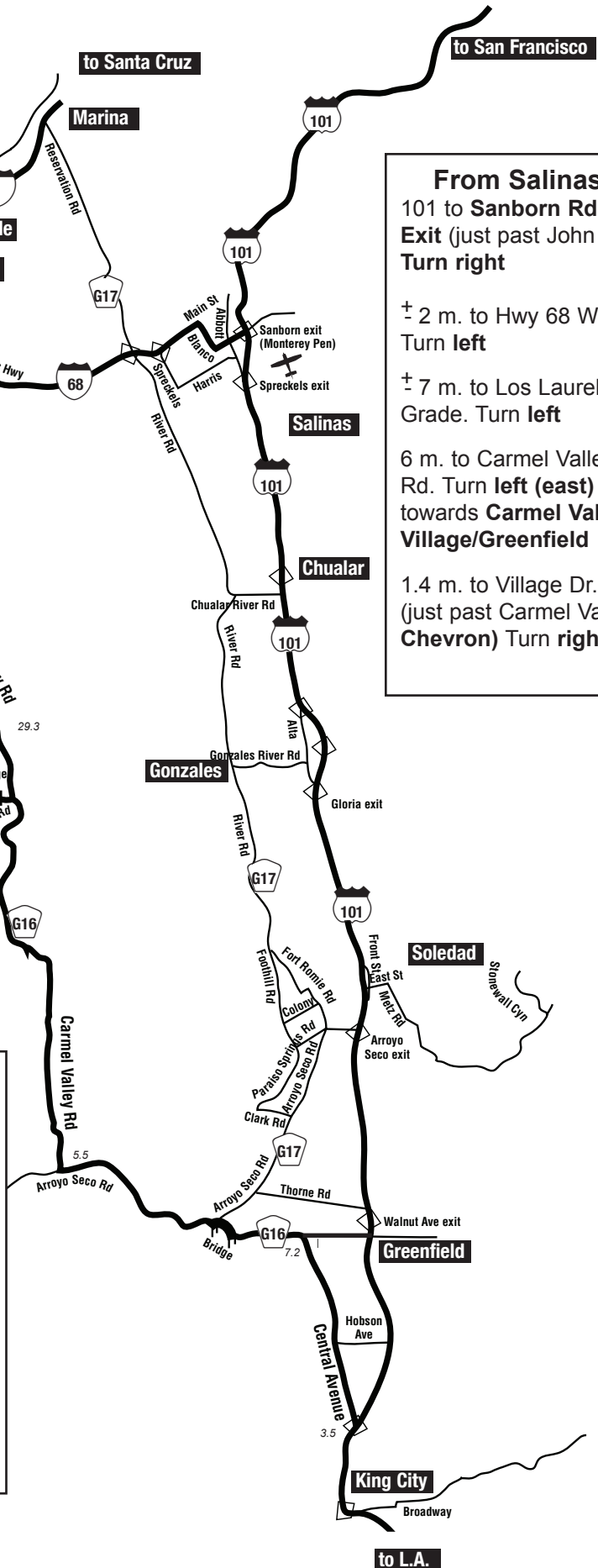


JOULLIAN

Village Tasting Room
 #2 Village Drive
 (Chevron Station on corner)
Hours: 11:00 - 5:00 Daily
Phone: 831-659-8200

Scenic 
From Los Angeles
 Pass King City, exit left lane at **Central** (3.5 mi. after Broadway exit)
 7.2 m. to Elm (**Left**)
 3.9 m. to Arroyo Seco Rd. (**L**)
 5.5 m. to Carmel Valley Rd. (**R**)
 29.3 m. to **Carmel Valley Village**
 Travel through village to **Chevron** station. Turn **left** on Village Drive.
 1/2 block south on **left**

From Salinas 
 101 to **Sanborn Rd.**
Exit (just past John St.)
Turn right
 ± 2 m. to Hwy 68 W.
Turn left
 ± 7 m. to Los Laureles Grade. **Turn left**
 6 m. to Carmel Valley Rd. **Turn left (east)** towards **Carmel Valley Village/Greenfield**
 1.4 m. to Village Dr. (just past Carmel Valley **Chevron**) **Turn right**



to L.A.